

# Rate the Raters 2012 Polling the Experts

A GlobeScan/SustainAbility Survey



# Rate the Raters 2012 Polling the Experts

A GlobeScan/SustainAbility Survey



## Rate the Raters 2012

**May 2010**

**Phase 1  
Look Back &  
Current State**



*Examine the evolution of the ratings agenda over the last decade*

**Sept 2010**

**Phase 2  
Taking  
Inventory**



*Inventory over 100 ratings and identify key themes and patterns*

**Feb 2011**

**Phase 3  
Uncovering  
Best Practice**



*Analyze 21 ratings to assess best practices and areas for improvement*

**July 2011**

**Phase 4  
The Future  
of Ratings**



*Articulate our vision for the future of ratings*

**Fall 2012**

**Phase 5  
Ratings  
in 2012**



*Explore how ratings are evolving and dig deeper on critical issues*

# Rate the Raters 2012

## Polling the Experts

A GlobeScan/SustainAbility Survey



## Polling the experts

### Respondents

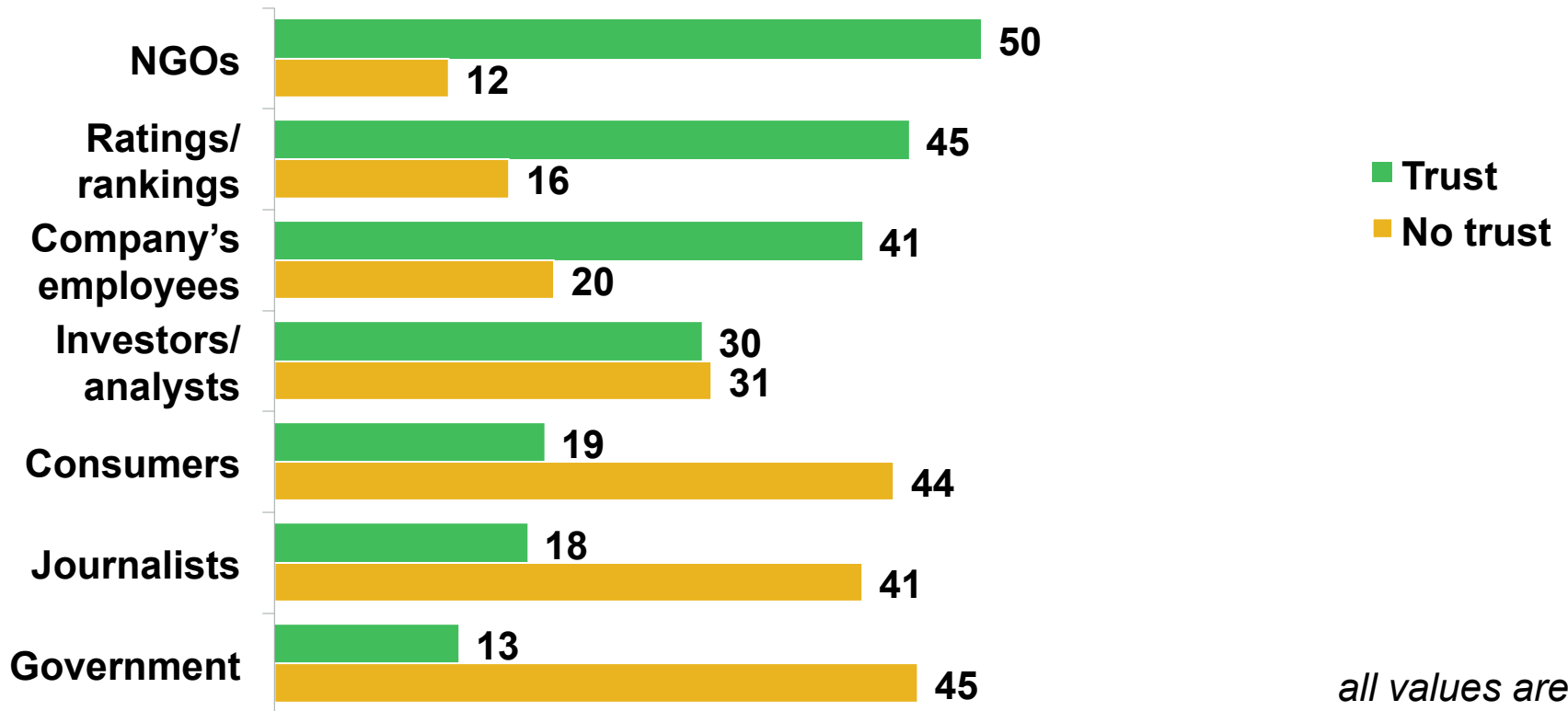
- Online survey in June 2012
- 850 sustainability professionals responded
- 60%+ respondents have >10 years experience
- 70 countries represented
- From business, government, NGOs, academia

# Rate the Raters 2012 Polling the Experts

A GlobeScan/SustainAbility Survey



## Who do experts trust most to judge a company's sustainability performance?



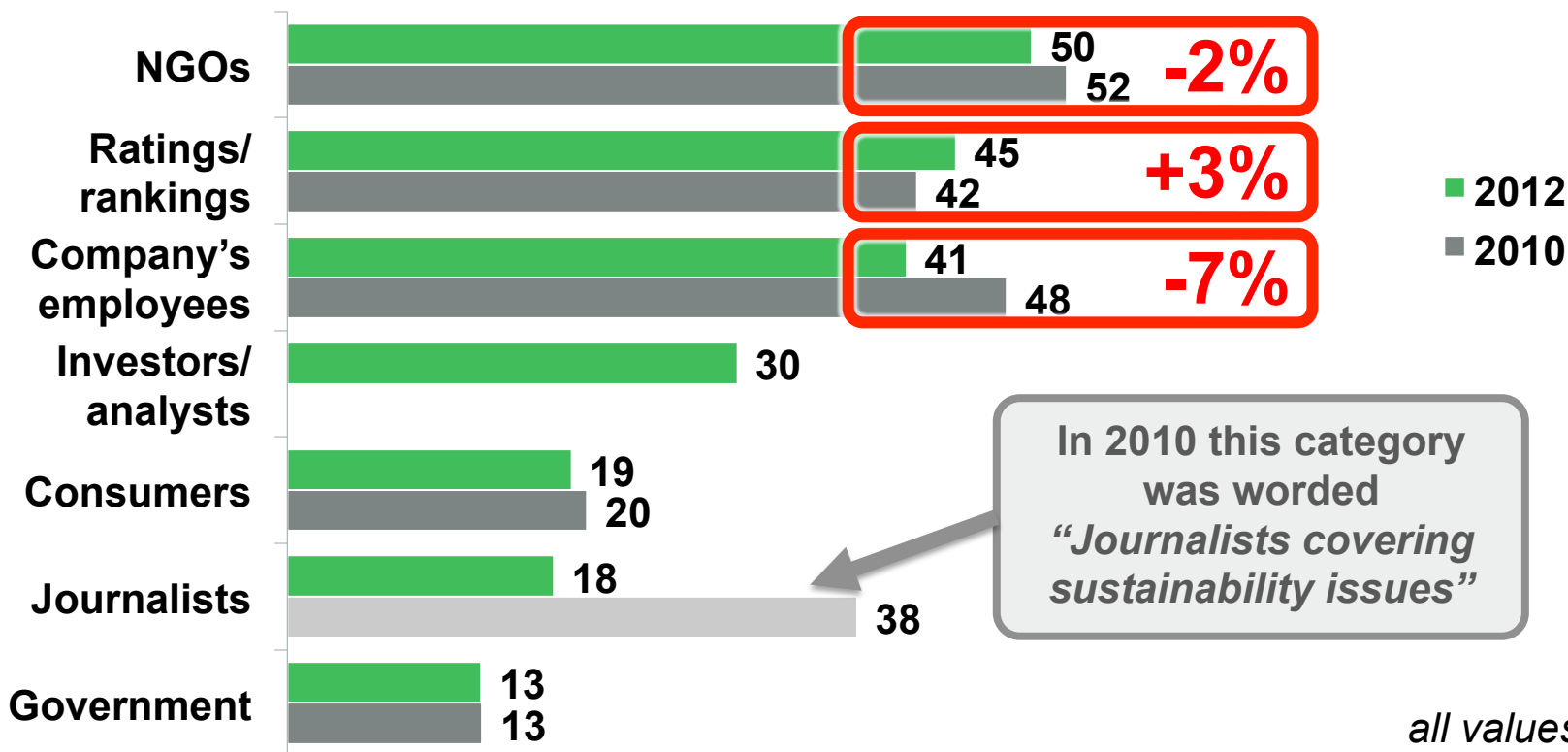
Q. How much trust do you have in each of the following to accurately judge a company's sustainability performance?  
Please use the 5-point scale provided, where 1 is "no trust at all" and 5 is "a great deal of trust."

# Rate the Raters 2012 Polling the Experts

A GlobeScan/SustainAbility Survey



## Who do experts trust most to judge a company's sustainability performance? *Compared to 2010*



*all values are percentages*

Q. How much trust do you have in each of the following to accurately judge a company's sustainability performance?  
Please use the 5-point scale provided, where 1 is "no trust at all" and 5 is "a great deal of trust."

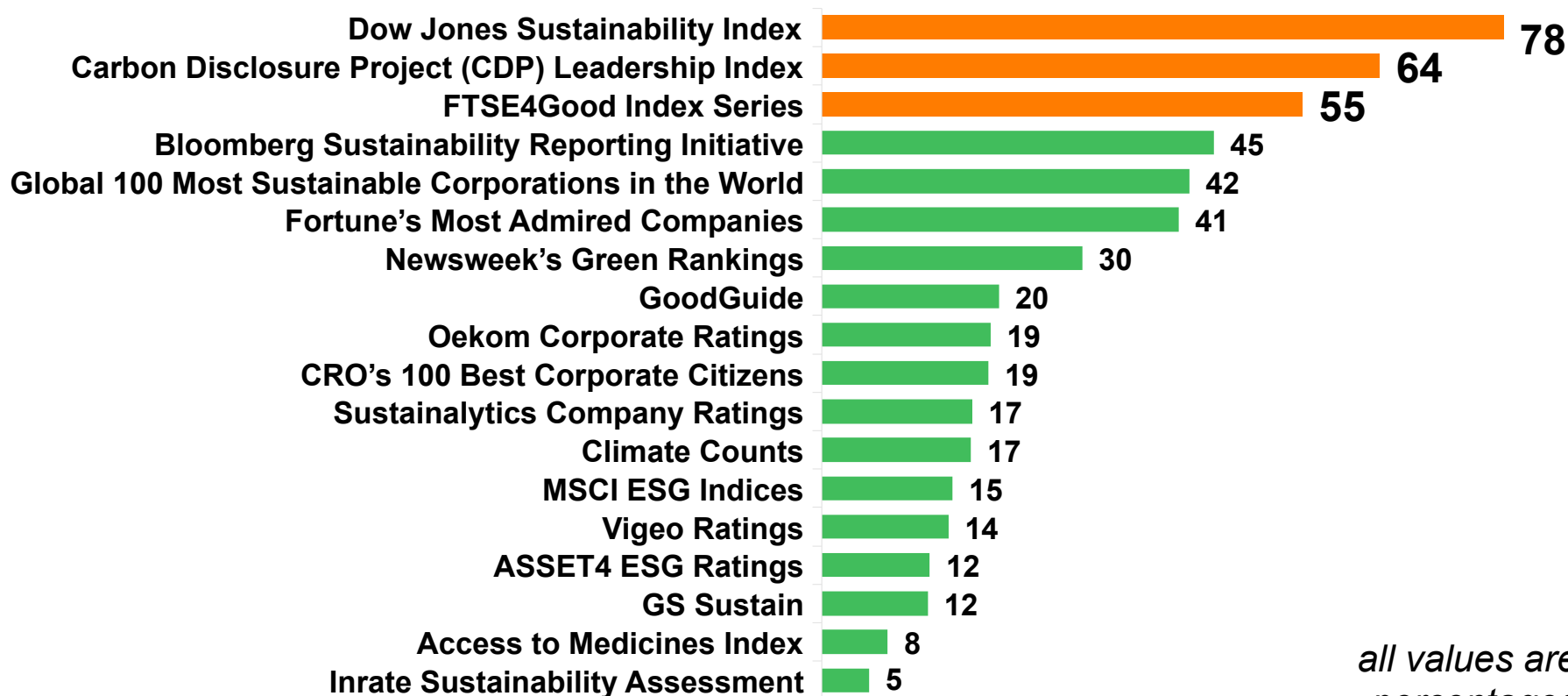
# Rate the Raters 2012

## Polling the Experts

A GlobeScan/SustainAbility Survey



### Which ratings and rankings are experts at least somewhat familiar with?



*all values are percentages*

Q. Please indicate which of the following ratings and rankings you are at least somewhat familiar with.

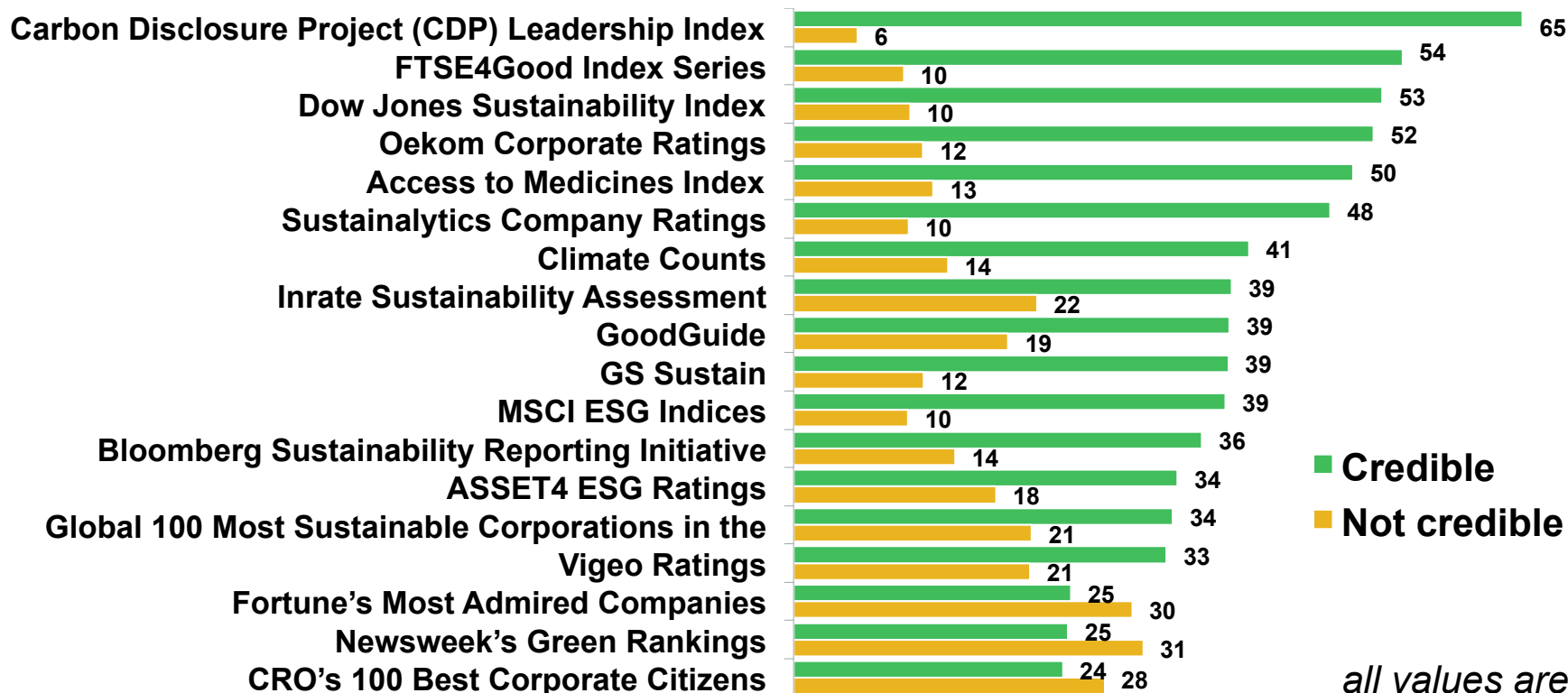
# Rate the Raters 2012

## Polling the Experts

A GlobeScan/SustainAbility Survey



### How credible do experts find particular ratings and rankings to be?



*all values are percentages*

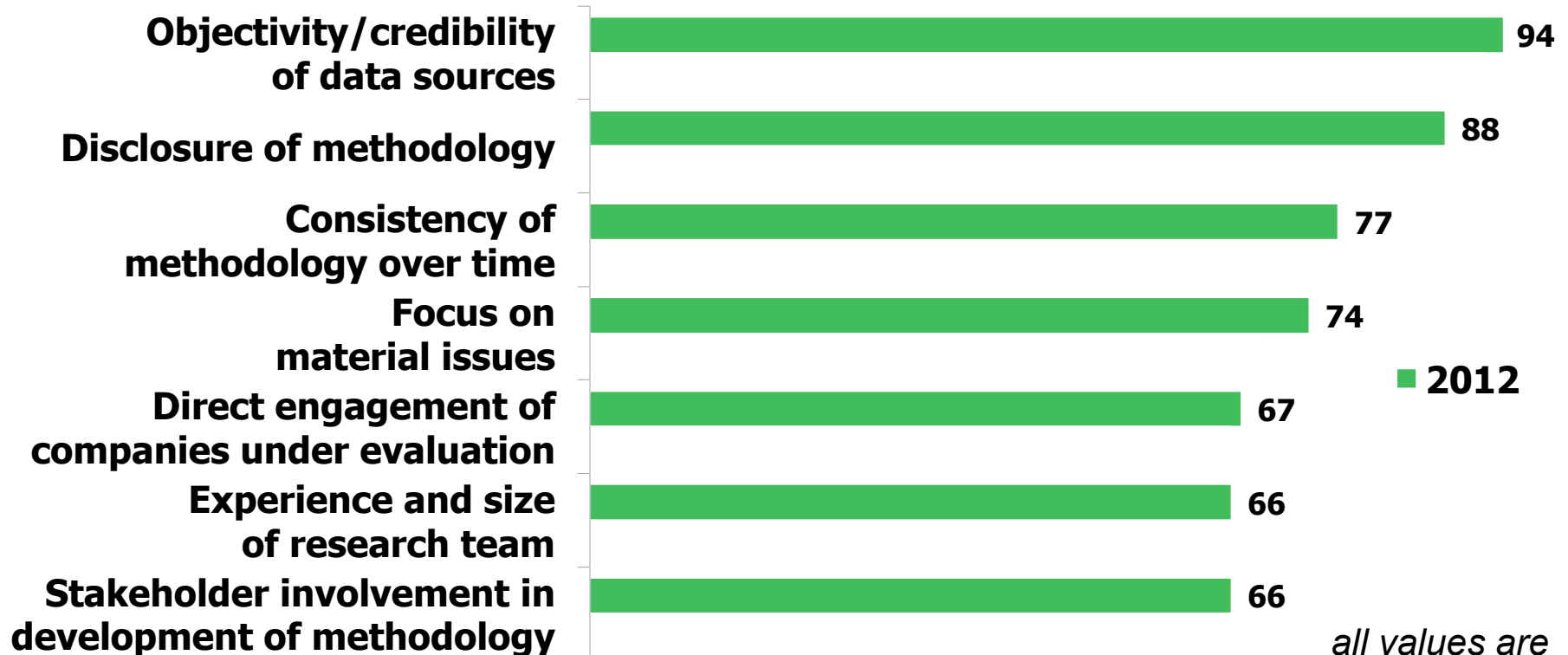
Q. How credible do you find the following ratings and rankings to be? Please use the 5-point scale provided, where 1 is "not at all credible" and 5 is "very credible." Only respondents at least somewhat familiar with a rating were asked.

# Rate the Raters 2012 Polling the Experts

A GlobeScan/SustainAbility Survey



## What factors do experts believe contribute most to the credibility of a rating?



*all values are percentages*

Q. Please rate the importance of each of the following factors when determining the credibility of a rating or ranking. Please use the 5-point scale provided, where 1 is "no importance" and 5 is "very high importance."

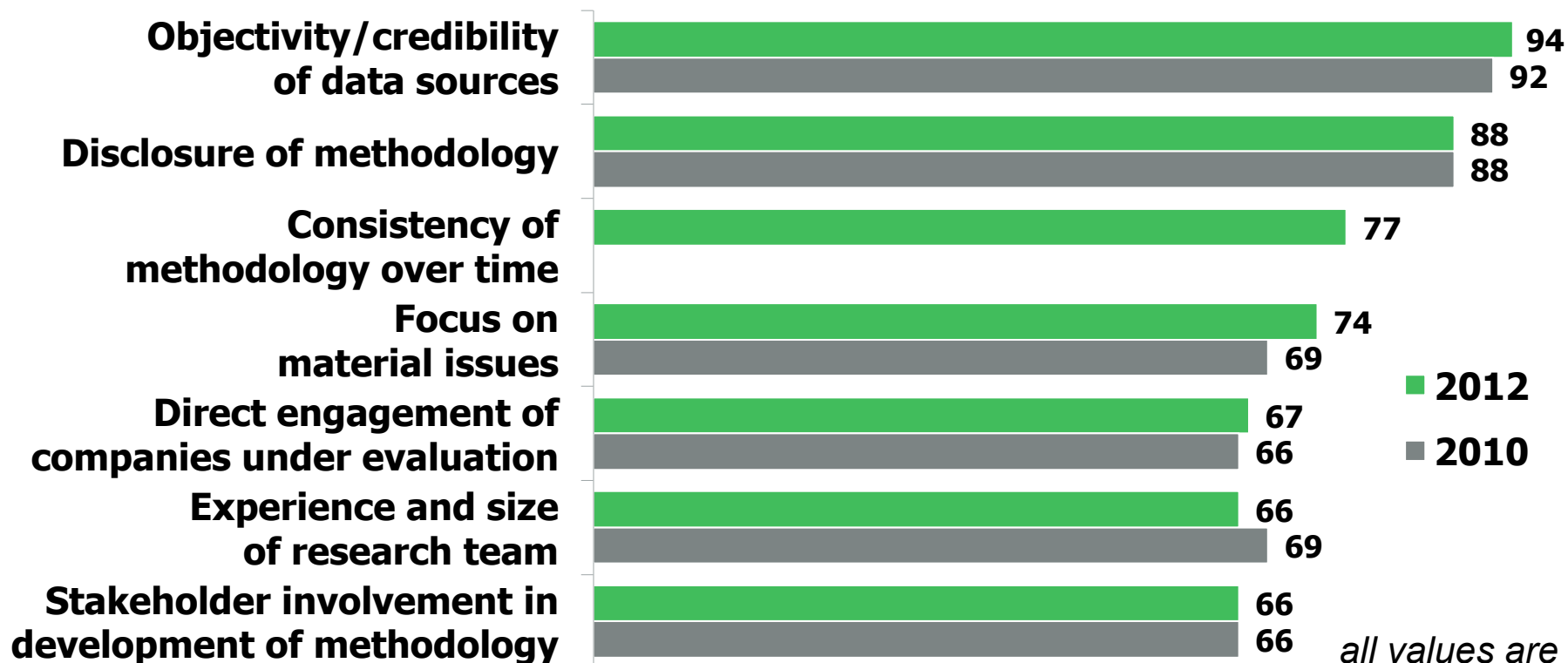


# Rate the Raters 2012 Polling the Experts

A GlobeScan/SustainAbility Survey



## What factors do experts believe contribute most to the credibility of a rating? *Compared to 2010*



*all values are percentages*

Q. Please rate the importance of each of the following factors when determining the credibility of a rating or ranking. Please use the 5-point scale provided, where 1 is "no importance" and 5 is "very high importance."

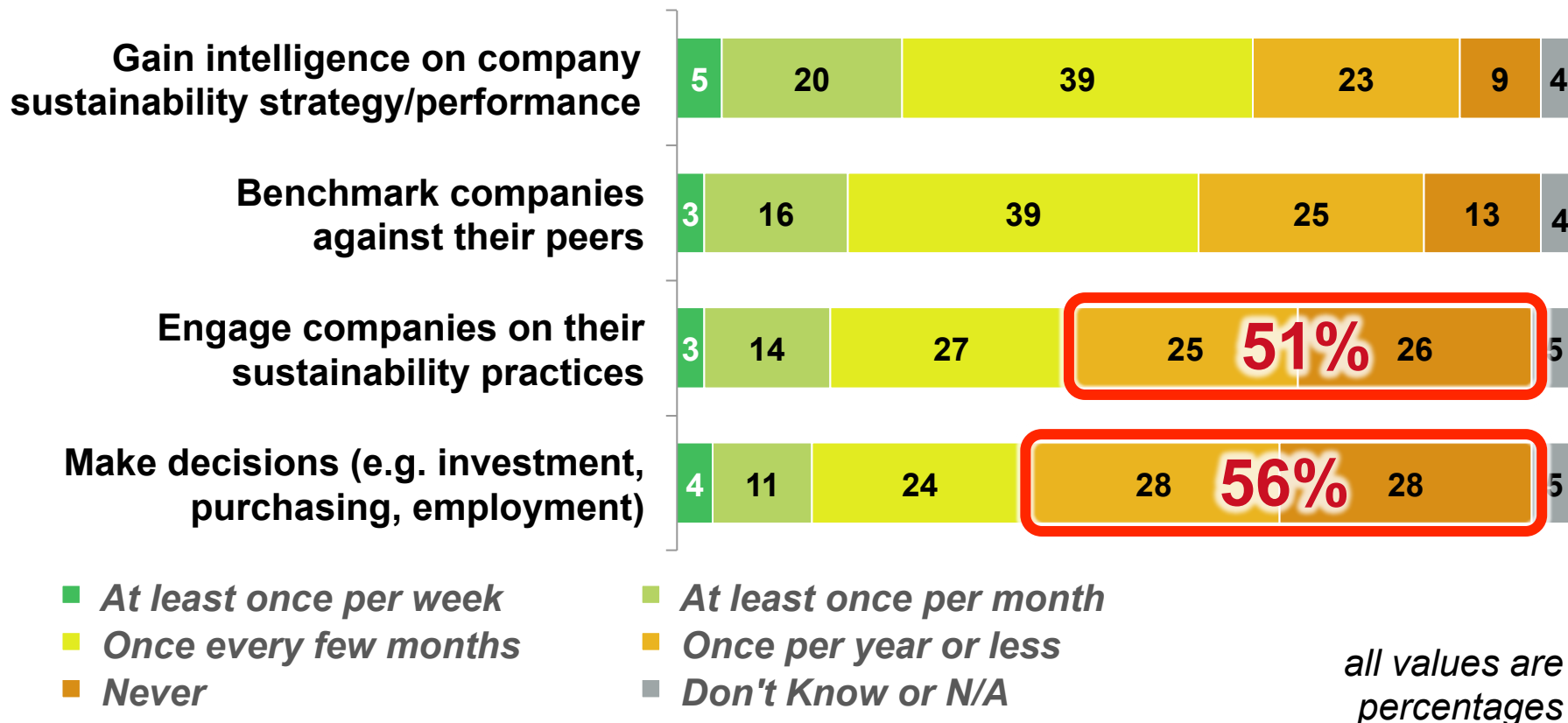
# Rate the Raters 2012

## Polling the Experts

A GlobeScan/SustainAbility Survey



### How often do experts use ratings and rankings, and for what are they used?



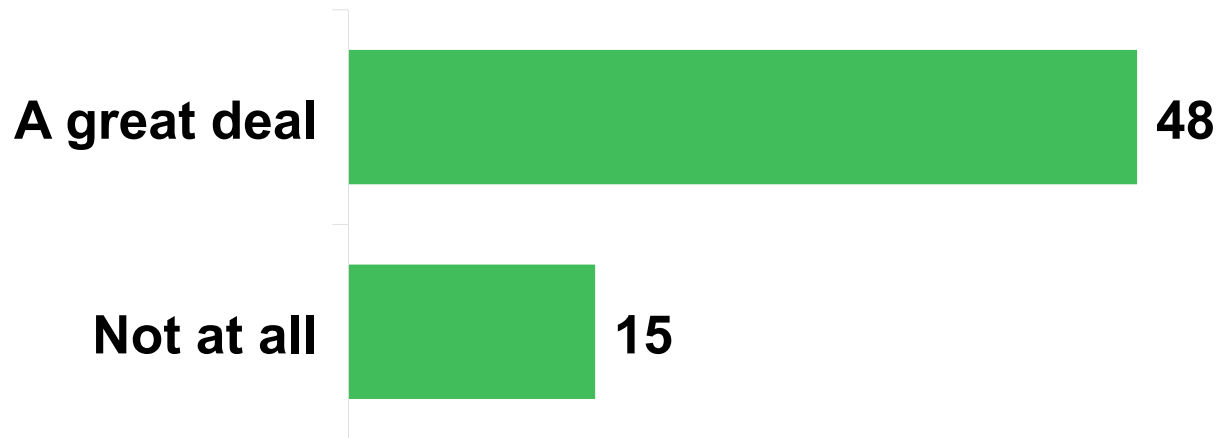
Q. How often do you use ratings and rankings for the following purposes?

# Rate the Raters 2012 Polling the Experts

A GlobeScan/SustainAbility Survey



**Do experts believe ratings and rankings improve overall corporate sustainability performance?**



*all values are percentages*

Q. To what extent, if at all, do you think sustainability ratings and rankings are improving overall corporate sustainability performance? Please use a scale of 1 to 5 where 1 means "not at all" and 5 means "a great deal."

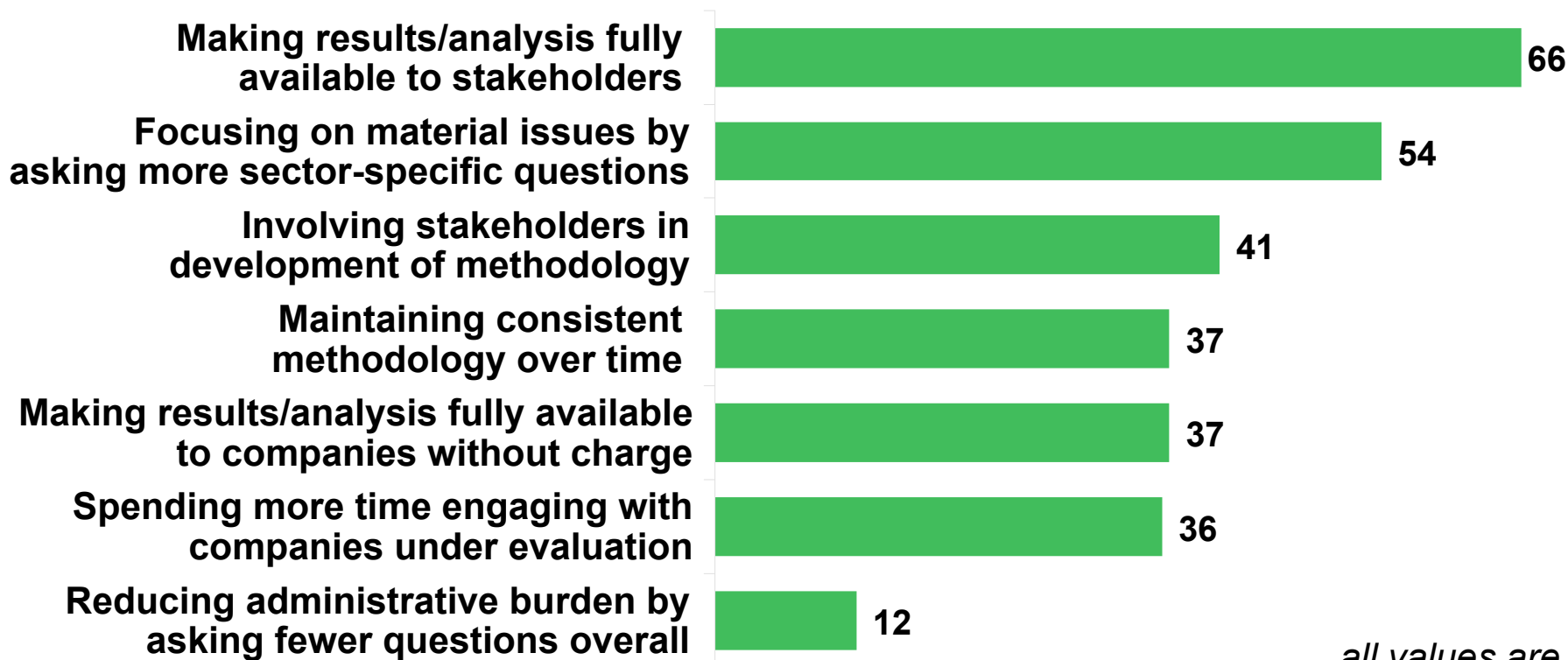
# Rate the Raters 2012

## Polling the Experts

A GlobeScan/SustainAbility Survey



### Which 3 rating characteristics could drive biggest change in corporate sustainability performance?



*all values are percentages*

Q. Which **three** of the following characteristics of rating systems have the greatest potential to drive improvement in overall corporate sustainability performance? Please select up to three answers.

# Rate the Raters 2012 Polling the Experts

A GlobeScan/SustainAbility Survey



**For further information...**



Chris Coulter, President  
[chris.coulter@globescan.com](mailto:chris.coulter@globescan.com)

GlobeScan  
65 St. Clair Avenue East, Suite 900  
Toronto, Canada M4T 2Y3

London	+44 20 7253 1450
San Francisco	+1 415 874 3154
Toronto	+1 416 962 0707

[www.globescan.com](http://www.globescan.com)



Michael Sadowski, Vice President  
[sadowski@sustainability.com](mailto:sadowski@sustainability.com)

SustainAbility  
155 Water Street  
Brooklyn, NY 11201

London	+44 20 7269 6900
New York	+1 718 210 3630
Washington	+1 202 315 4150

[www.sustainability.com](http://www.sustainability.com)